



NATIONAL  
**GOVERNORS**  
ASSOCIATION



*National Association of  
State Energy Officials*

# State Summit on Energy Resilience Planning and Funding

July 28-29 & August 3-4, 2021

Hosted by the National Governors Association (NGA) and  
National Association of State Energy Officials (NASEO)

# Day 1: State Energy Resilience Planning and Governance

Wednesday, July 28

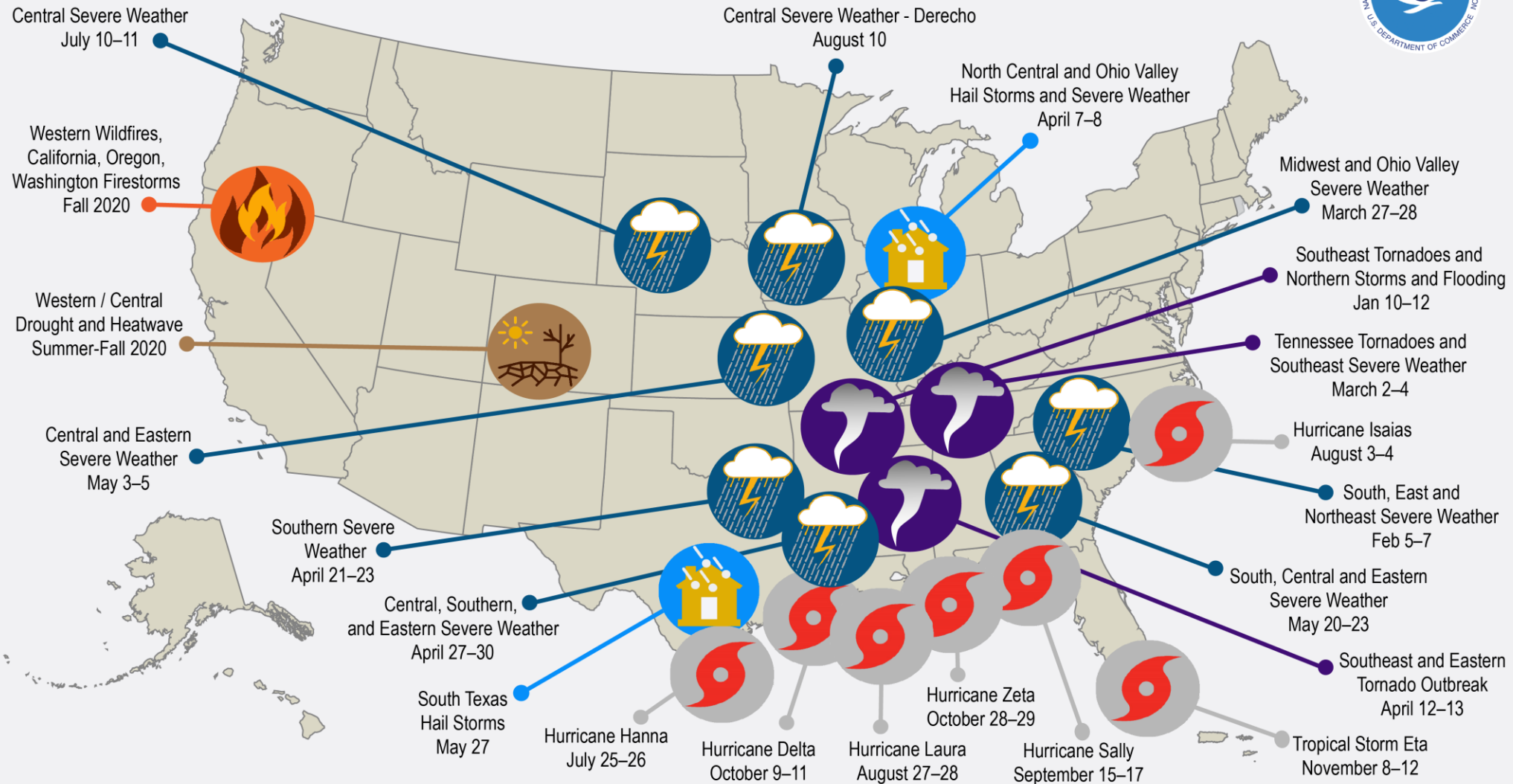
# Welcome Remarks and Overview

*Speakers:*

**Dan Lauf**, Energy Program Director, NGA Center for Best Practices

**David Terry**, Executive Director, NASEO

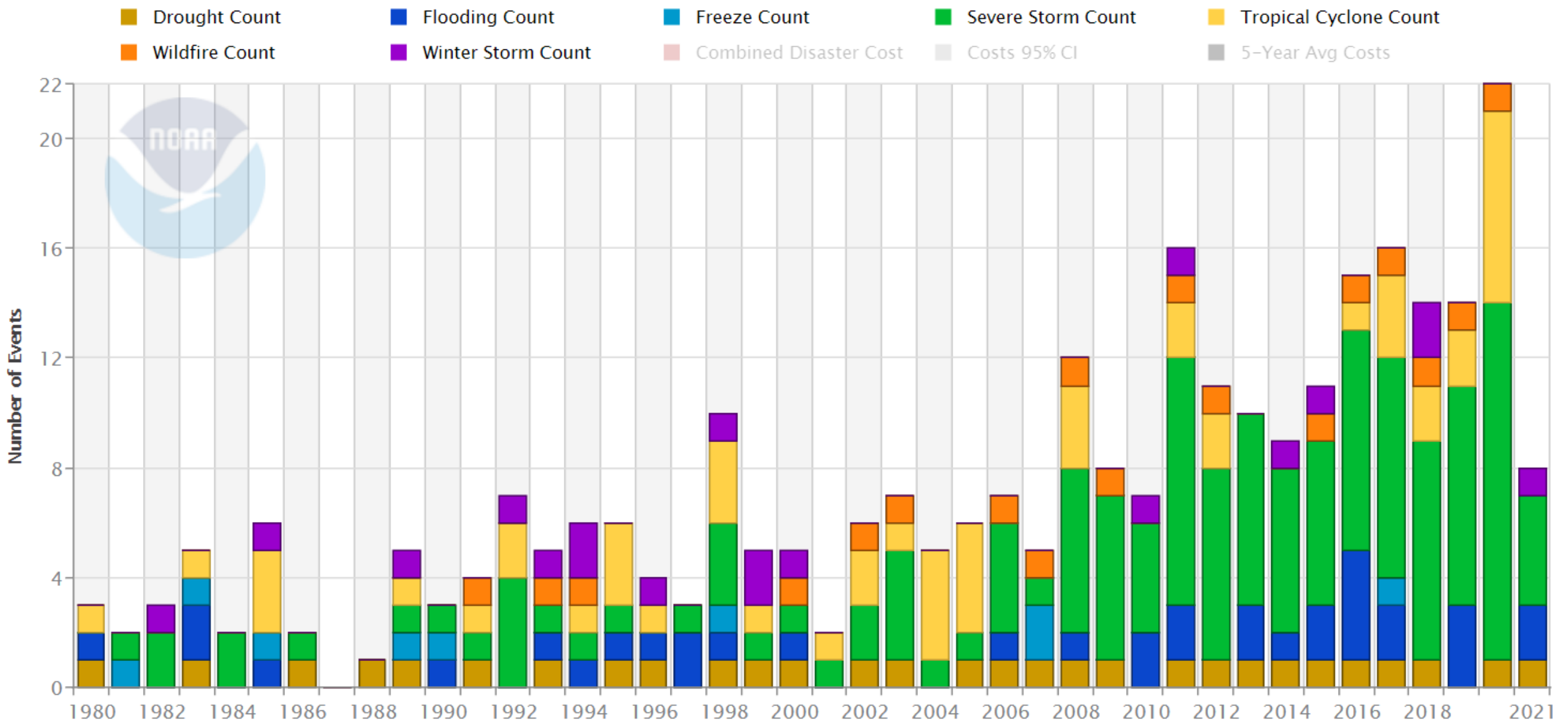
# U.S. 2020 Billion-Dollar Weather and Climate Disasters



*This map denotes the approximate location for each of the 22 separate billion-dollar weather and climate disasters that impacted the United States during 2020.*

Source: NOAA National Centers for Environmental Information (NCEI) U.S. Billion-Dollar Weather and Climate Disasters (2020). <https://www.ncdc.noaa.gov/billions/>

# United States Billion-Dollar Disaster Events 1980-2021 (CPI-Adjusted)



Updated: July 9, 2021

Powered by ZingChart

Source: NOAA National Centers for Environmental Information (NCEI) U.S. Billion-Dollar Weather and Climate Disasters (2021). <https://www.ncdc.noaa.gov/billions/>

# What is Resilience?

The ability to:

Withstand disasters better;

Respond and recover more quickly; and

Excel under new conditions

# Resilience Resources at NASEO

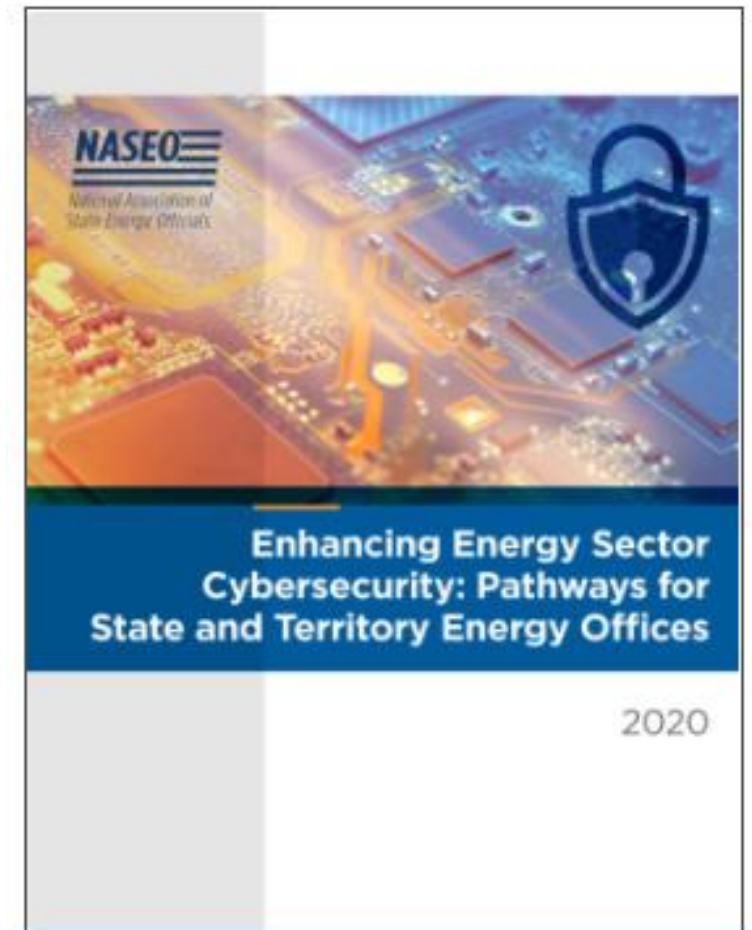
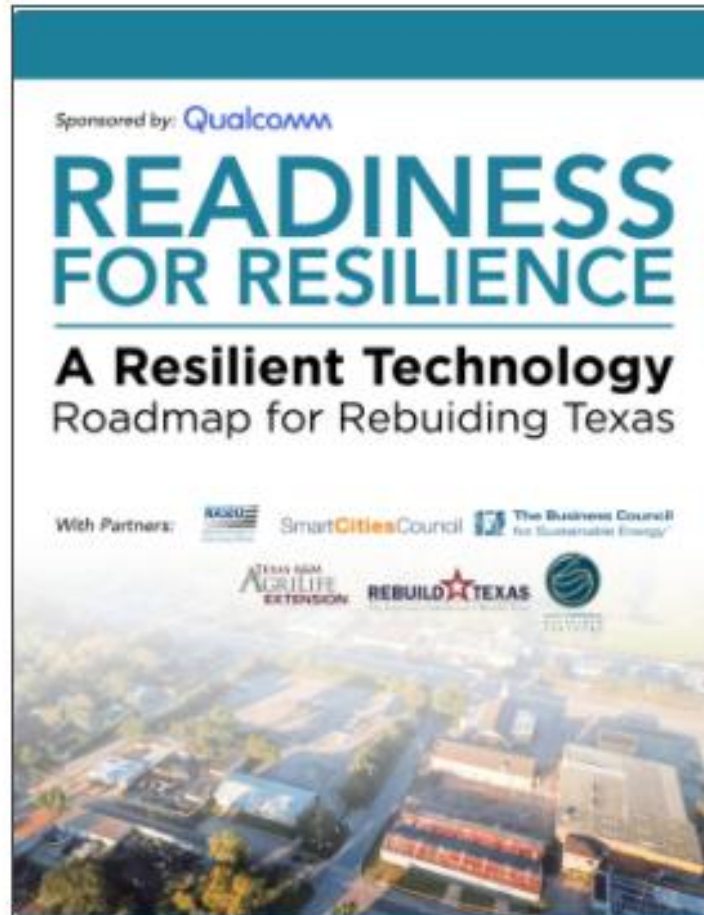
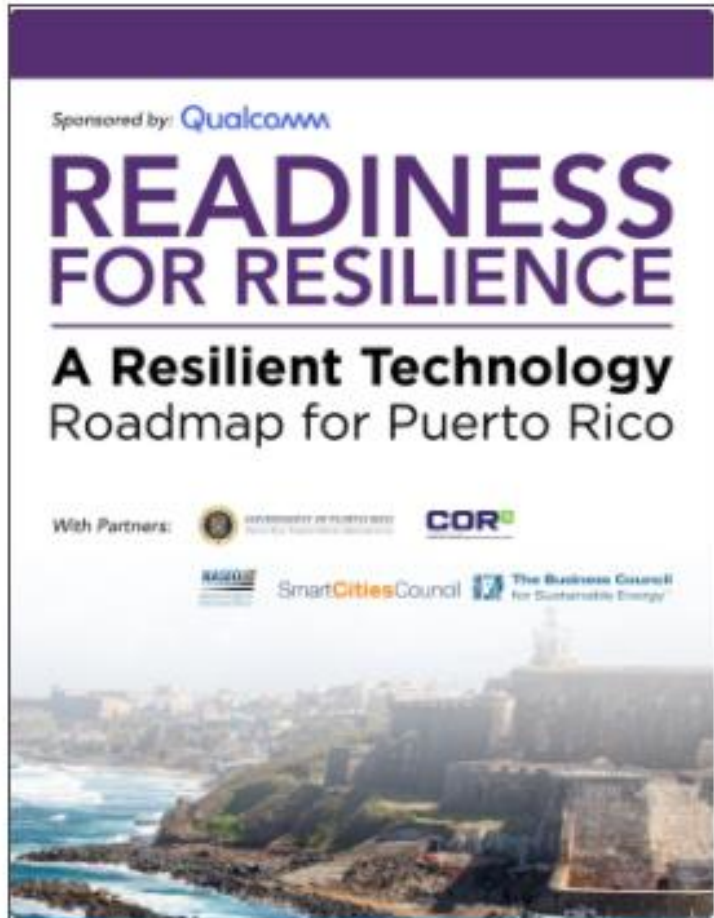

NASEO and NGA State Summit on  
Energy Resilience Planning and  
Funding

July 28-29, August 3-4, 2021





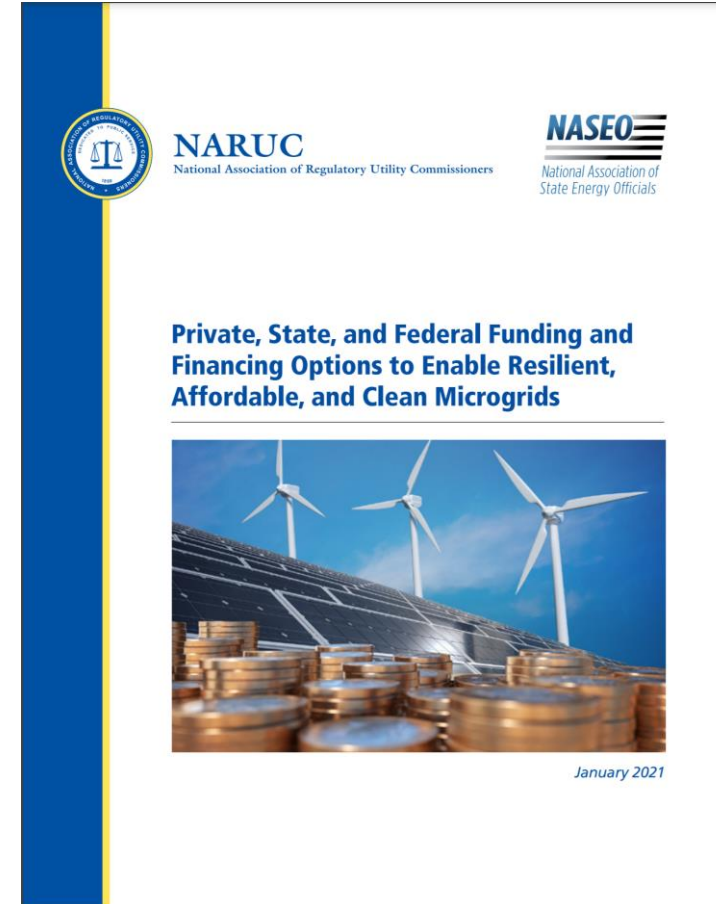
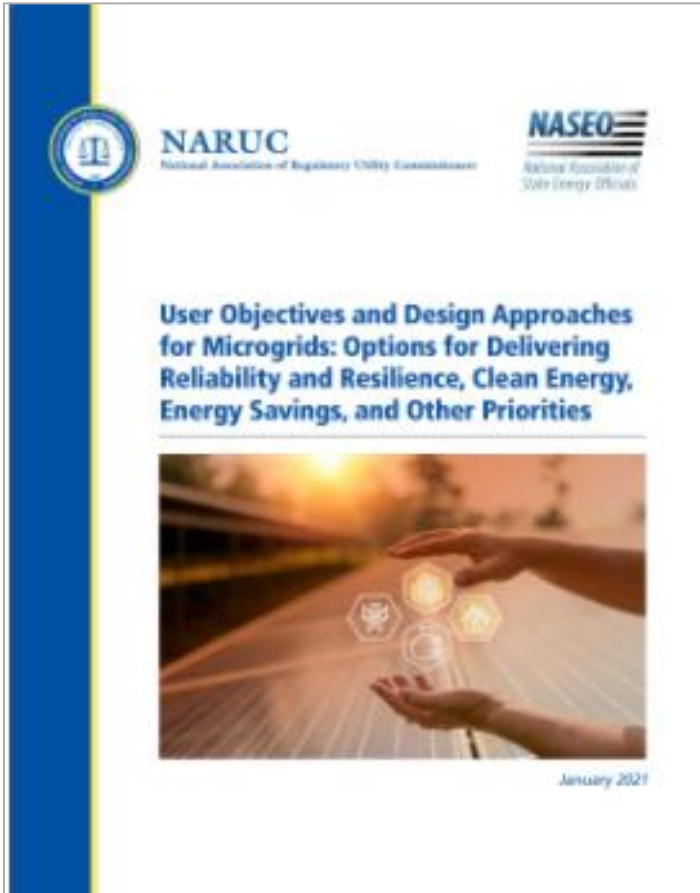

# Readiness for Resilience Roadmaps and Cybersecurity







# NASEO NARUC State Microgrid Working Group





# Upcoming NASEO Resilience Events

---

- [NASEO Virtual Event: Meeting Climate and Resilience Goals with Emerging Technologies](#)
  - August 12-13, 2021, 1:00 - 3:00 PM ET
- [Virtual Workshop: Enhancing Community Energy Resilience through FEMA BRIC](#)
  - August 24-26, 12:30pm to 5:30pm ET
- **Resilience and Risk Webinar Series**

# NGA Resilience Resources



NATIONAL  
**GOVERNORS**  
ASSOCIATION



## Addressing Cybersecurity for Critical Energy Infrastructure through State Governing Bodies

### Executive Summary

This paper reviews eight states that have made a concerted effort to address vulnerabilities facing the cybersecurity of the critical energy sector through a statewide governance body. These statewide governance bodies are tasked with developing recommendations for policymakers on a host of issues; identifying best practices; providing strategic direction on cybersecurity plans for state agencies; recommending training for state employees; and addressing cybersecurity workforce or professional development issues in the state. This paper addresses practices Governors can follow to establish effective cybersecurity governance bodies that support critical infrastructure cybersecurity, with a focus on the energy sector.

### Overview

Governors often use governance bodies – also commonly referred to as councils, task forces, boards, working groups or commissions – to address important and complex subjects such as cybersecurity. These bodies can serve a variety of purposes – from making recommendations, advising the Governor on an issue, and crafting the state’s strategic plan. As the cybersecurity threat landscape continues to evolve and our dependency on technology grows, Governors are sharpening their focus on addressing cybersecurity vulnerabilities in their states. With malicious actors continually attempting to access parts of our nation’s critical infrastructure, some states have expanded the breadth of their statewide homeland security advisory council or cyber governance body to include critical infrastructure protection, specifically focusing on the energy sector. Others have created a statewide task force to engage specifically on energy sector cybersecurity.



# Addressing Cybersecurity for Critical Energy Infrastructure through State Governance Bodies

- Approaches to improve energy cybersecurity through state governance structures
- Profile of eight state governance bodies

Report available at:


<https://www.nga.org/center/publications/addressing-cybersecurity-for-critical-energy-infrastructure-through-state-governing-bodies/>

# State Resilience Assessment & Planning Tool (SRAP Tool)

Self-assessment led by Governor's offices, completed with input from other agencies and state officials.

Energy and infrastructure focus, with five sections:

1. *Establishing Effective Governance*
2. *Evaluating and Mitigating Risk*
3. *Assessing Vulnerabilities to Critical Infrastructure*
4. *Mitigating Economic Consequences and Financing Resilience*
5. *Strengthening Community Ties*



Download the tool at:

<https://www.nga.org/center/publications/state-resilience-assessment-planning-tool/>

# Upcoming NGA Resources and Opportunities

## ***Resources in Development***

- Executive Authorities for Energy Emergencies: Public Health Considerations
- Whitepaper on cybersecurity information sharing (with NARUC and NASEO)
- Foreign Influence in Critical Energy Infrastructure
- State Energy Resilience Planning and Funding Resource Guide (with NASEO)

## ***Upcoming Opportunity: NGA Support for State Participation in GridEx VI***

- Forthcoming RFA for up to four Governor-designated state teams to receive direct technical assistance before, during, and after the GridEx VI exercise in November 2021
- Participating states will participate in a state after-action workshop and inform a state focused after-action report
- With NGA's support, state teams will develop and implement action plans informed by their GridEx VI participation

# Event Overview

- Day 1 (7/28): State Energy Resilience Planning and Governance
- Day 2 (7/29): Energy as a Cross-Sector Resilience Solution
- Day 3 (8/3): Making Energy Systems Resilient to Climate Change and Severe Hazards
- Day 4 (8/4): Prioritization, Funding, and Financing

# Preview of Today's Agenda

- 1:00 to 1:30 PM – Welcome Remarks and Overview of Day 1
- 1:30 to 2:00 PM – Energy Resilience Keynote
- 2:00 to 2:45 PM – Considerations in Energy Resilience Planning
- 2:45 to 3:00 PM – Break
- 3:00 to 3:30 PM – Resilience: A Perspective from the Utility Sector
- 3:30 to 4:30 PM – Breakout Sessions
- 4:30 PM – Key Takeaways and Closing Remarks



# Energy Resilience Keynote

*Speakers:*

**Gaurav Gujral**, Managing Director and Global Consulting Lead,  
Social Services Industry, Accenture

**Daniel Stevens**, Global Utilities Lead for Emergency Management,  
Accenture

*Moderator:*

**Kirsten Verclas**, Senior Program Director, NASEO

# Building Resilience in Critical Public Infrastructure

Role of Government in Disaster  
Mitigation, Recovery and Response

Gaurav Gujral  
Global Sustainability Lead for Public Services

July 28, 2021



# Agenda

01

Global View: Recognising vulnerabilities and the impact on our communities around the world

02

Building resilience and sustainability in critical Government infrastructure

03

Understanding the complex pressures facing the U.S. Utility industry

04

Strengths, challenges, and opportunities

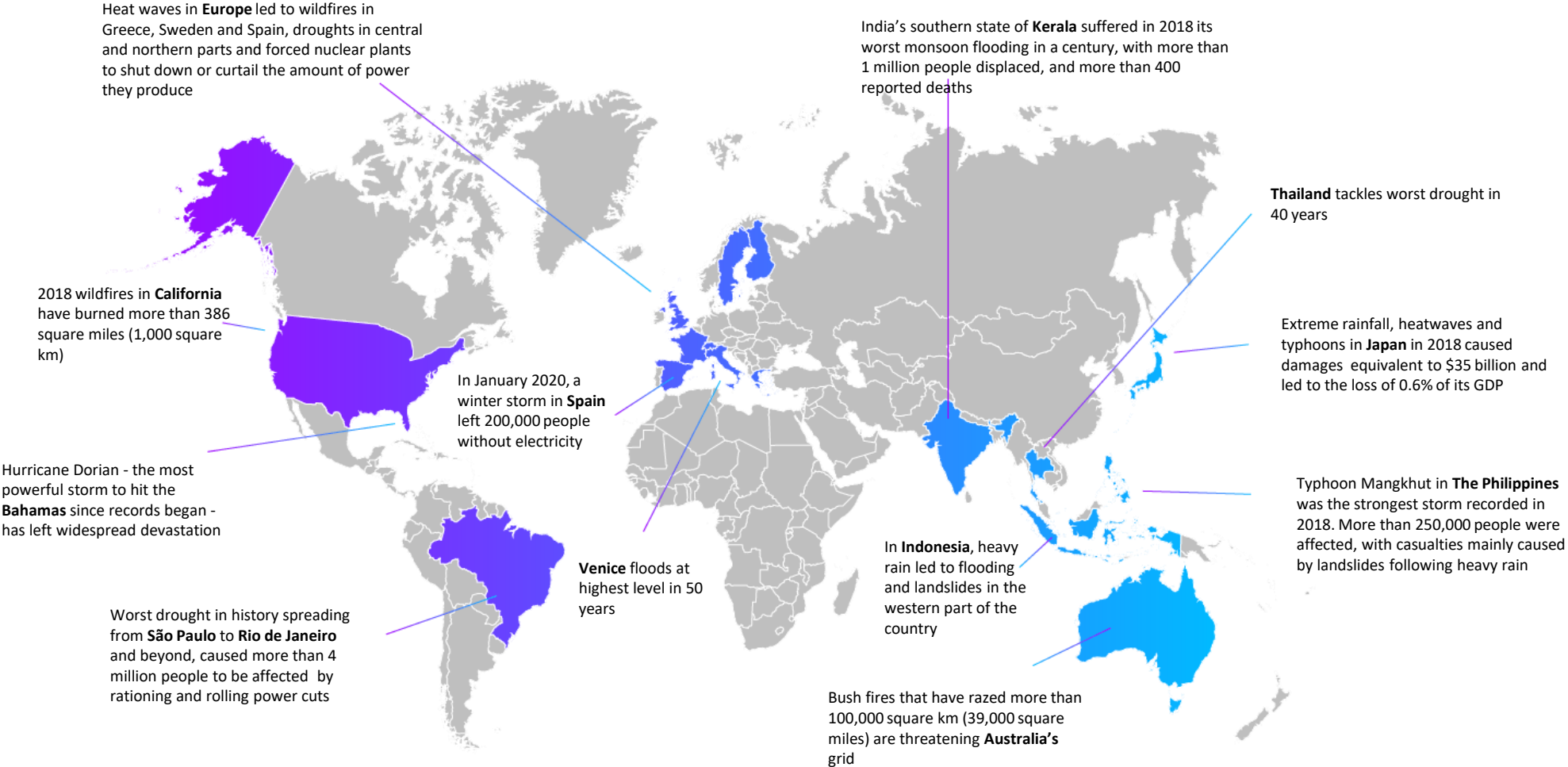


# Why?

**Recognising vulnerabilities and  
the impact on our communities**



# Around the world, high-impact weather-related events are becoming more frequent and more severe



# We have entered an epoch of increasing vulnerability




+475.000 people lost their lives worldwide and losses of US\$ 2.56 trillion (in PPP) as a direct result of more than 11.000 extreme weather events between 2000 and 2019 – [Germanwatch](#)



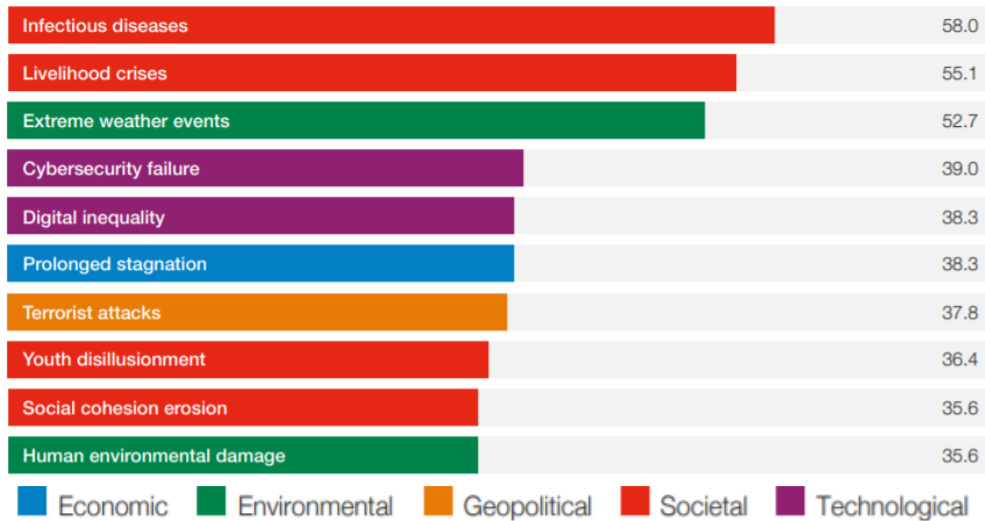
Global cybercrime costs expected to grow 15% per year, reaching **\$10.5 trillion USD** annually by 2025 - [Cybersecurity Ventures](#)



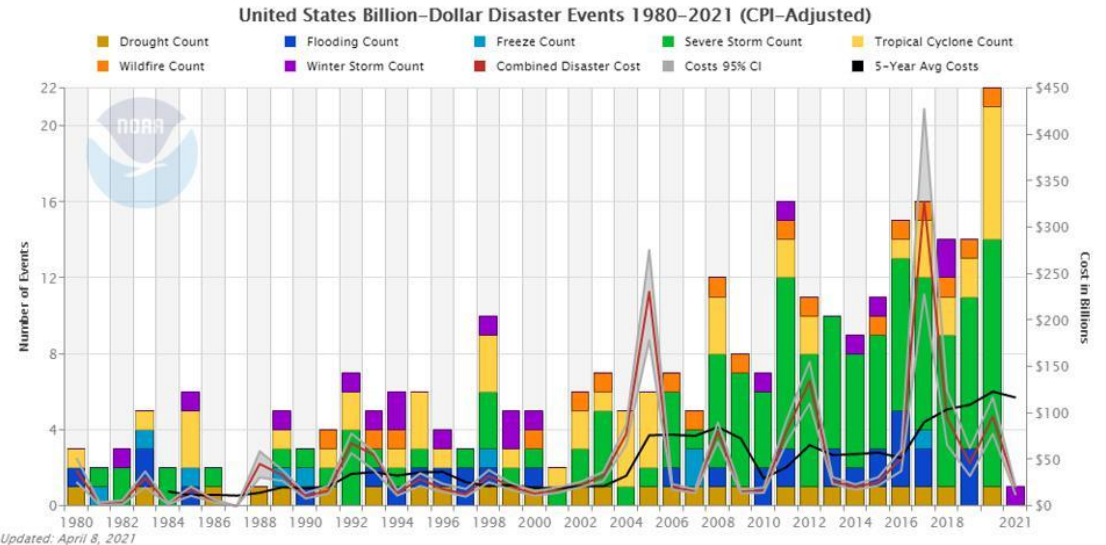
[NOAA alerts](#) for an above-normal hurricane season in the Atlantic basin. Also forecasting models anticipate more intense hurricanes



Our economies and **sectors are increasingly interconnected** and uninterrupted energy supplies are the bedrock of the digital society



WEF - Global Risks Perception Survey 2020  
% of respondents - Short-term risks (0 – 2 years)



Number of events (bars, left axis) and total cost (lines, right axis) of billion-dollar



# The figures reported tell a human tale...



# What?

**Building resilience and sustainability  
in critical Government infrastructure**





# Characteristics of a Resilient Government



# Increasing preparedness to unexpected events

## Establish the foundations of resilience

- Strengthen institutional and coordination capacity
- Regulatory frameworks and standards for resilience and disaster reduction
- Response protocols and action plans
- Measurement, forecasting, modeling and risk assessment capabilities



## Build resilient operations

- Increase flexibility and adaptability leveraging data-driven and technology solutions
- Invest in risk reduction measures and develop resilient infrastructure
- De-risk private investment in resilient infrastructure
- Collaborate with ecosystem partners
- Diversify operations and supply of critical resources



## Future-proof and deliver resilience services

- Providing emissions, weather and risk data, real time alerts, and relevant insights in a timely and actionable matter
- Raise citizen awareness, participation and engagement building a resilient society / communities

### Denmark

#### National Crisis Management System

Sector responsibility and a central Agency providing coordination, with regular risk assessments and contingency plans for known vulnerabilities.

### Australia

#### National Disaster Risk Reduction Framework

Outlines a comprehensive approach to proactively reducing disaster risk based in the shared responsibility principle.

### Paris





#### Climate Action Plan

Carbon-neutral by 2050 and resilient to crises and extreme weather. Fosters civic action, communication, plans to provide extensive data services and training.






# Government stimulus plans helping build foundations for the future




## France

-  ▶ **Renovation of buildings:** financing a large-scale renovation programme to increase the energy efficiency of buildings. **€5.8 billion**
-  ▶ **Modernisation of the rail network:** improving the rail network increasing the use of railway as an alternative to road transport. **€4.4 billion**
-  ▶ **Decarbonised hydrogen:** development of value chains for decarbonised hydrogen. **€1.9 billion**
-  ▶ **Climate and Resilience Law:** national legislation to contribute to the greenhouse gas emissions reduction target for 2030.




## Italy

-  ▶ **Sustainable mobility:** integrate more regions into the high-speed rail network and complete the rail freight corridors; boost sustainable local transport through the extension of cycle lanes, metros, tramways and zero-emission buses, including the construction of electric charging stations across the country and hydrogen refuelling points for road and rail transport. **€32.1 billion**
-  ▶ **Energy efficiency in residential buildings:** financing large-scale renovation of residential buildings to make them more energy efficient. **€12.1 billion**
-  ▶ **Renewable energy and circular economy:** developing the production and incentivising the use of renewable energies including green hydrogen as well as increasing recycling, reducing landfill waste and improving water management. **€11.2 billion**

## Germany

-  ▶ **Hydrogen leap:** investing in green hydrogen at all stages of the value chain to help decarbonise the German economy. **€1.5 billion**
-  ▶ **Support for electric cars:** helping citizens shift to clean electric vehicles by giving financial support for more than 800,000 decarbonised vehicles. **€2.5 billion**
-  ▶ **Energy efficiency in residential buildings:** financing a large-scale renovation programme to increase the energy efficiency of residential buildings. **€2.5 billion**

## Spain

-  ▶ **Law on climate change and energy transition:** establishing into law the renewable targets for 2030 and the objective of climate neutrality by 2050, including a 100% renewable electricity system.
-  ▶ **Innovative renewable energy sources:** developing innovative renewable energy sources, integrated into buildings and production processes, including the implementation of the renewable hydrogen roadmap. **€3.9 billion**
-  ▶ **Energy efficiency residential renovations:** supporting more than half a million energy efficiency renovations in residential buildings to achieve, on average a primary energy demand reduction of at least 30%. **€3.4 billion**

# Resiliency & U.S. Utilities

Daniel Stevens

accenture



# Challenges facing the utility industry

## CLIMATE UNCERTAINTY

Increased frequency and severity of severe weather

## EXPECTATIONS & INTERDEPENDENCY

Demand for accurate and transparent comms to support customer and cross-sector expectations

## REGULATORY

Storm-related mandates and fines have increased pressure



## ADVANCED TECHNOLOGY

Ambiguity around emerging storm technologies; Gaps across existing foundational tools

## SECURITY

Third-party access & supply chain risks, increased vulnerability during storm


## ENERGY TRANSITION

Renewables and market competitors create complex grid operations and restoration challenges




# Strengths & Challenges

## STRENGTHS



- Blue and gray sky reliability
- Mutual assistance
- Operations

## CHALLENGES




### Response

- Crisis communication & stakeholder engagement
- Integrated technology and field mobility
- Forensics analysis

### Resiliency

- Making risk-based decisions to invest in mitigation



# Opportunities



## Response

- Leverage ESF12 (Energy)
- Help deconflict priorities
- Support response messaging

## Mitigation

- Include utilities in the conversation – beyond just energy topics
- Understand the costs and benefits of enhanced vegetation mgmt. vs. undergrounding vs. asset hardening

## Resiliency

- Develop a recovery plan with a resiliency mind-set
  - *How will you use federal aid?*
  - *What will the grid look like?*
  - *Repair vs. replace*

# Q&A

accenture



# APPENDIX

Select Slides from Digitally Enabled Grid Report 6.0 – 2020 report on grid resiliency

*[Hyper Link to Full Report](https://www.accenture.com/_acnmedia/PDF-124/Accenture-Resilience-Extreme-Weather-POV.pdf#zoom=40)*

Source: [https://www.accenture.com/\\_acnmedia/PDF-124/Accenture-Resilience-Extreme-Weather-POV.pdf#zoom=40](https://www.accenture.com/_acnmedia/PDF-124/Accenture-Resilience-Extreme-Weather-POV.pdf#zoom=40)

# Digitally Enabled Grid (DEG) 6.0

Accenture's Annual Research Program— 2020 Topic was Resiliency

## Respondent Function

COO	27%
CFO	17%
CIO	17%
SVP/Director Networks	9%
CDO (or equivalent)	5%
SVP/VP/Director smart grid	5%
SVP/VP/Director customer ops	5%
SVP/VP/Director of strategy	4%
SVP/VP/Director grid ops	3%
SVP/VP/Director system planning	3%
SVP/VP/Director field force	2%
SVP/VP/Director regulation	1%
SVP/VP/Director power delivery	1%

## NORTH AMERICA

83 respondents

- Canada 20
- USA 63 + 6 interviews with executives

## LATAM

8 respondents

- Argentina 2
- Brazil 6

## EUROPE

67 respondents

- Belgium 6
- Denmark 2
- France 5
- Germany 6
- Ireland 4
- Italy 3
- Netherlands 3
- Norway 6
- Poland 5
- Portugal 3
- Spain 8
- Sweden 4
- Switzerland 5
- United Kingdom 6

## AAPAC

48 respondents

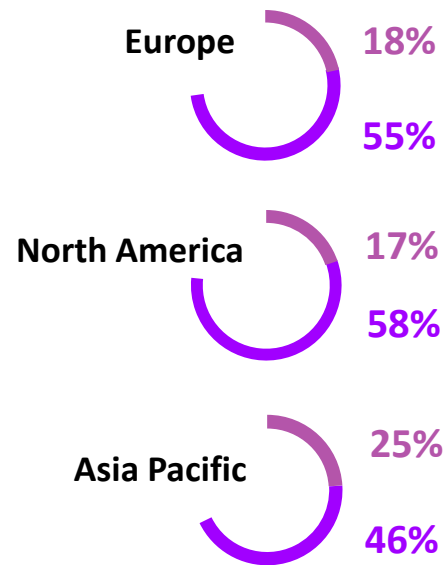
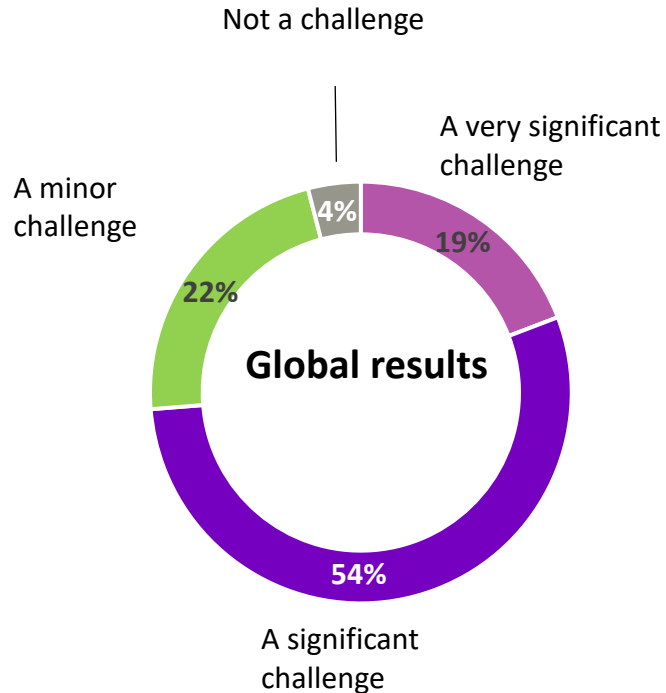
- Australia 10
- China 7
- Hong Kong 3
- India 6
- Indonesia 4
- Japan 5
- Malaysia 3
- Philippines 4
- Singapore 4
- Thailand 2



# Less Than a Quarter Feel Well Prepared to Manage Extreme Weather

How challenging is it to maintain your network operations and safety during extreme weather events?

How prepared is your business to manage your expected changes to extreme weather events over the next 10 years?



	Very well-prepared
Global results	24%
North America	24%
Europe	18%
Asia Pacific	27%



# And Core Resilience Investments Are Being Made

Which of the following resilience improvement areas do you expect to be your greatest priority over the next 10 years?

	Global	North America	Europe	APAC
Increased system flexibility	35%	30%	43%	33%
Restoration effectiveness	24%	27%	25%	21%
Network hardening	19%	20%	15%	23%
Effective communication with customers and other stakeholders	11%	13%	6%	8%
Accurate forecasting of weather and its impacts on your network	11%	10%	10%	15%

## Priority resilience improvement areas

### System operational flexibility

Utilization of network redundancy, reconfiguration, microgrids, distributed generation (DG), storage, etc.

### Restoration effectiveness

Emergency processes, restoration, optimization, training, strategic spares, etc.

### Network hardening

Undergrounding, flood protection, overhead line strength, etc.

### Examples – network islanding

- Network sensors and control
- Network analysis (power flow, contingency analysis, etc.)
- Network automation
- Distributed energy resource (DER) control systems
- Incentive model/grid code modifications

### Examples – supply chain logistics

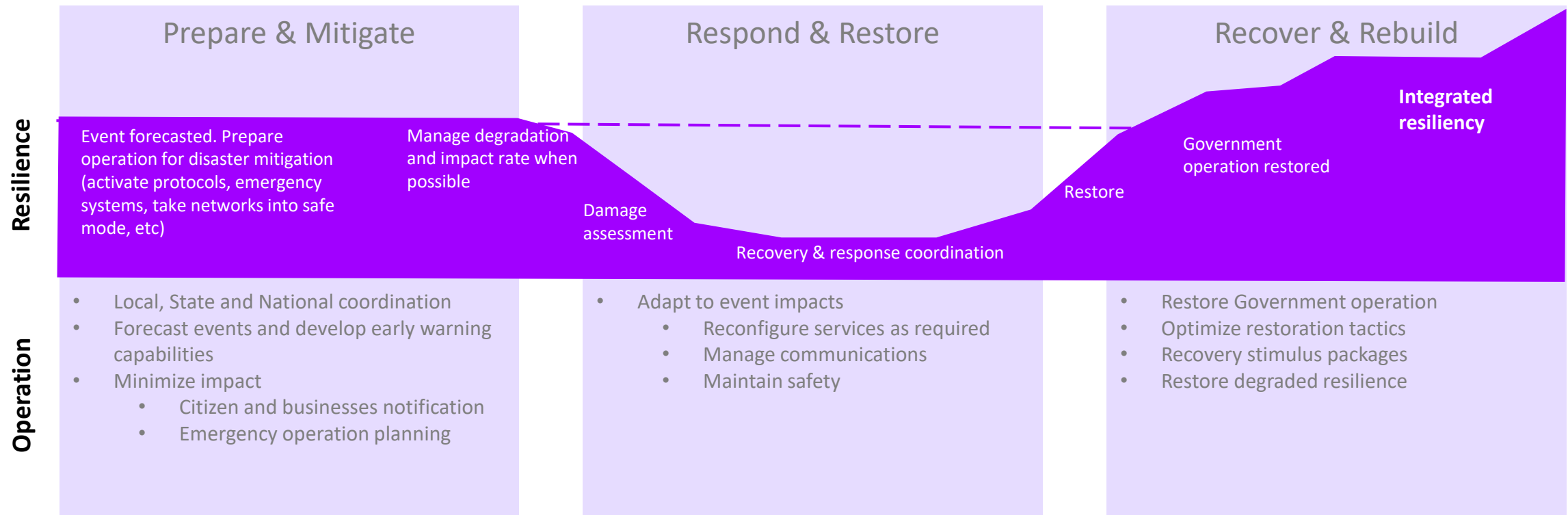
- Supply chain sourcing diversity
- Strategic spares strategy
- Spares sharing agreements with other utilities
- Pre-staging parts prior to the event

### Examples – substation flooding

- Re-siting
- Raise assets
- Flood barriers
- Sump pumps
- Local land drainage
- Local vegetation management



# Disaster risk management & resiliency



# Considerations in Energy Resilience Planning

*Speakers:*

**Dr. Mary Beth Tung**, Director, Maryland Energy Administration  
**Mike Harryman**, State Resilience Officer, Office of Oregon Governor Kate Brown

**Dr. Amanda Martin**, Chief Resilience Officer, North Carolina Office of Recovery and Resiliency

*Moderator:*

**Dan Lauf**, Energy Program Director, NGA Center



NORTH CAROLINA OFFICE OF RECOVERY AND RESILIENCY

**NORTH CAROLINA DEPARTMENT OF PUBLIC SAFETY**  
OFFICE OF RECOVERY AND RESILIENCY

# Resilience Governance in North Carolina

*State Summit on Energy Resilience Planning and Funding*

Dr. Amanda Martin  
Chief Resilience Officer  
N.C. Office of Recovery & Resiliency

# Components of resilience governance in North Carolina\*

\*Not an exhaustive list!

EO 80: NC's  
Commitment to  
Climate Change

North Carolina  
Climate Risk  
Assessment and  
Resilience Plan

North Carolina  
Office of  
Recovery and  
Resiliency

State Disaster  
Recovery Task  
Force

Resilient  
Communities  
Program

Leadership in  
individual state  
agencies



# Break

2:45-3:00 PM ET

# Resilience: A Perspective from the Utility Sector

*Speaker:*

**Brian Harrell**, Vice President and Chief Security Officer, Avangrid

*Moderator:*

**Campbell Delahoyde**, Senior Program Manager, NASEO

# Resilience: A Perspective from the Utility Sector

July 28, 2021

Brian Harrell, VP and Chief Security Officer, Avangrid



# Breakout Sessions

To round out the first day discussions, participants will split into breakout rooms to be facilitated by moderators from NGA and NASEO on the following topics:

***Climate change and resilience***

***Equity and resilience***

***Energy jobs and resilience***

Participants will have 30 minutes to discuss lessons learned, additional barriers, and share best practices for state energy resilience planning and coordination.

Participants will be split into three groups for 30 minutes before group report outs.

# Preview of Tomorrow's Agenda

- 1:00 to 1:15 PM – Welcome, Introductions, and Overview of Day 2
- 1:15 to 1:45 PM – Energy Resilience for a Reliable Transportation System
- 1:45 to 2:15 PM – Safe and Plentiful Water through Energy Resilience
- 2:15 to 2:45 PM – Improving Community Health through Resilient Energy
- 2:45 to 3:00 PM – Break
- 3:00 to 3:30 PM – Breakout Discussions: Energy Resilience for Critical Interdependencies
- 3:30 PM – Key Takeaways and Closing Remarks

# End of Day 1

Thank you!