



ENERGY TRANSITIONS INITIATIVE

U.S. Department of Energy

Partnership Project

Resilience in ETI and ETIPP

Presenter: Stephen Walls

August 3 2021



Vulnerable communities, unique challenges

Many remote, island, and islanded communities seek to transform their energy systems and shore up their vulnerabilities



Remote

Flooding and erosion pose imminent threats to critical infrastructure in 30+ Alaska villages



Island

Maine islanders face electric bills 4X national average due to aging infrastructure, few scalable options



Islanded

The coastal-Washington Tahola village (Quinault Indian Nation) re-located due to climate change and natural disaster vulnerabilities.

Overcoming these challenges and reducing risk requires **ramping up resilience**—often with **limited resources and capacity**.

Create & Sustain Clean Energy Leadership

- **Champions of clean energy economy**
 - Leverage long-standing partnerships Hawaii, USVI, et al.
 - Cultivate channel partners (RMI, ETIPP)
 - Solve novel technical and policy questions (Labs)
- **Community-wide engagement**
 - Promote equitable access to process & benefits
 - Recognize that projects FAIL without this engagement (e.g., RUS)
 - Distribute lessons learned



DOE & National Lab Analysis Capabilities

Fuels/Interdependencies

- LNG Infrastructure
- Telecom Infrastructure
- Solar Resource and Supply Curves

Lead Lab Key:

- ANL
- NREL
- ORNL
- PNNL
- SNL

Bulk Power System

- Investment Support Tools
- Capacity Expansion Modeling (AURORA)
- Production Cost Modeling (FESTIV)
- System Stability Modeling (Epfast)
- Dynamic Modeling (MAFRIT)

Transmission

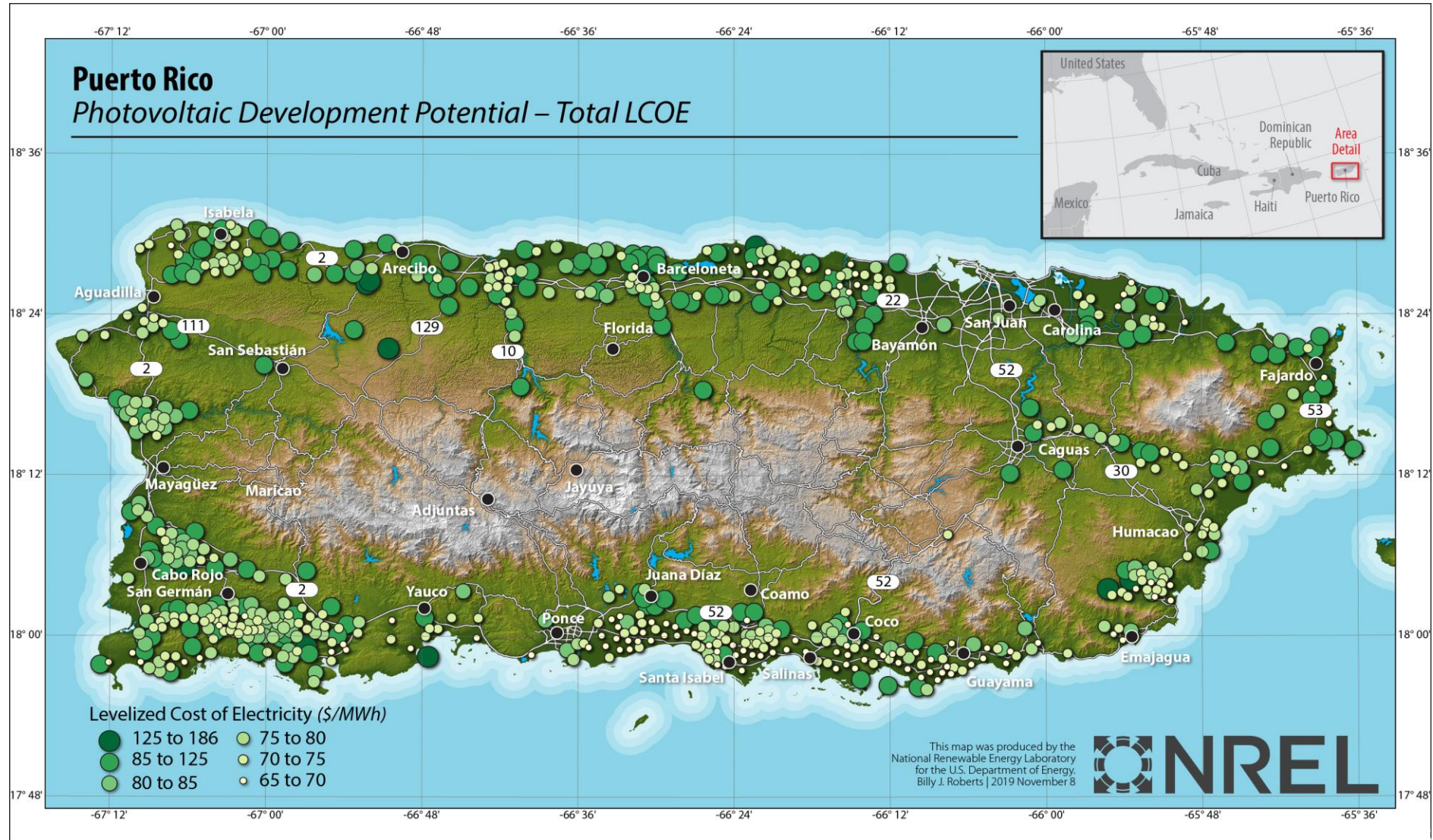
- Protection and R/T Info
- Risk-Based Contingency Analysis
- Grid Asset Benefit-Cost Evaluations

Distribution & Edge


- System Advisory Model & PVWatts
- DER Interconnection Standards
- DER Feeder Hosting Methodology
- GIS Resiliency Improvement Tool



Example: Solar Development Potential



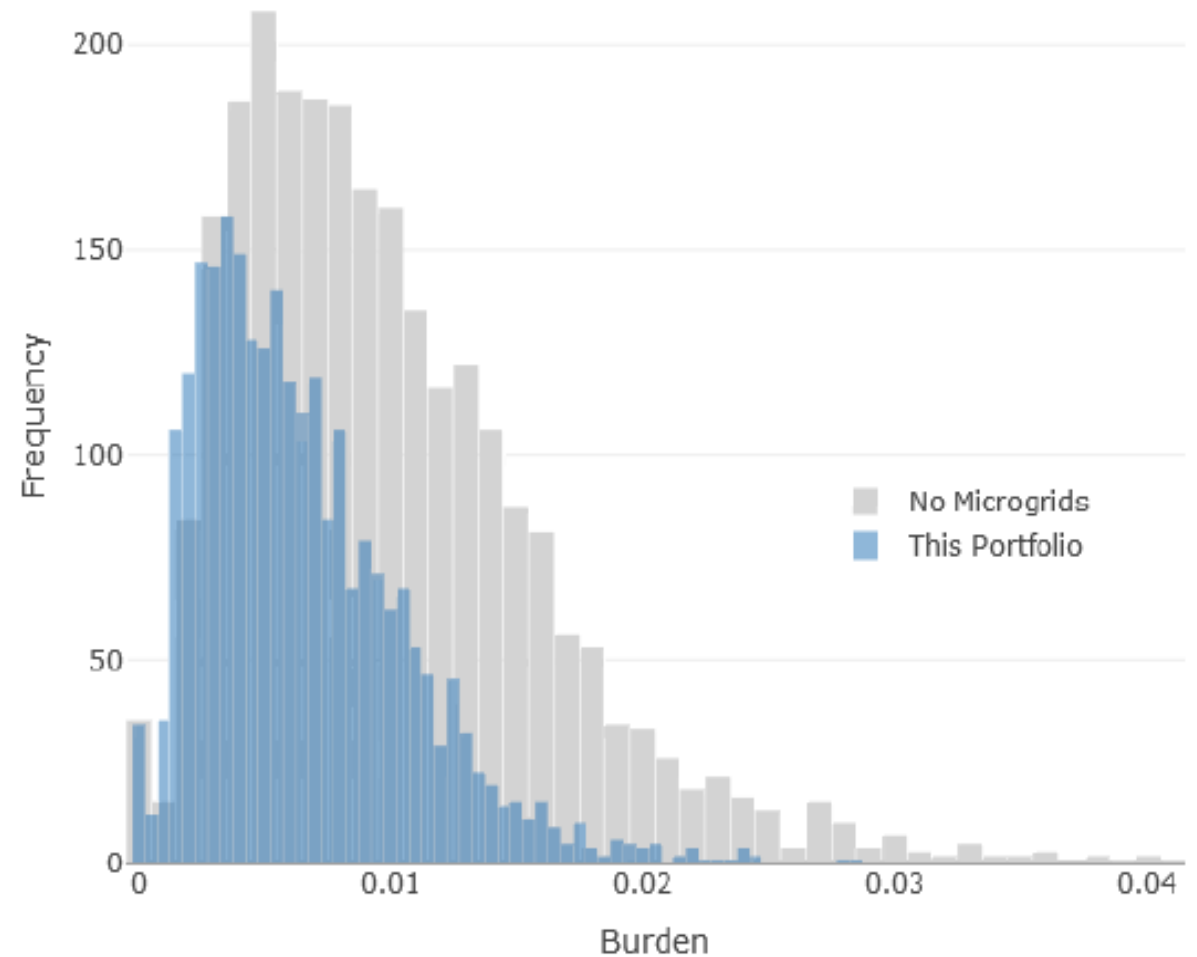
Burden to Access All Critical Services in one of the Cost-Effective Portfolios (SNL)



Burden estimate accounts for:
Cost of no mitigation
Cost of DER / MG
Design basis threat of storm, flood & earthquake
Wide basket of critical services (medical, fire, police, water, fuel, comms, etc.)

Microgrids Are Key Resilience Strategy (SNL)

- DER & MG portfolio docks the tail of event impacts
- Assures energy supply to life-saving/sustaining services
- 159 sites for ~\$1100mn, hybrid NG/diesel & PV, BESS
- MG interconnection rules not established, can build from IEEE 2030.7
- NREL reviewed DER interconnection processes



Partnership Approach

Energy Transitions Initiative Partnership Project (ETIPP)

ETIPP provides tailored, holistic, technology-neutral technical assistance, strategy, and solutions based on ETI's proven framework



Community priorities

Remote, island, and islanded community energy and infrastructure challenges, values, and goals



Partnership approach

Deep energy-sector experience, expertise of the national labs + local, trusted stakeholder organizations



Energy assessment and planning

Provide resources and on-the-ground support



Resilient energy systems

Knowledge sharing → lessons learned, use cases → future application

High-impact, replicable energy transitions
rapidly scalable to any geographic region or type of community

Partnership approach

Communities (8-12)

Unique challenges, values, goals

Regional Partners (5)

Local, trusted, community-based

- Stakeholder engagement and outreach
- Translate technical content
- Share learnings, support use-case development



National Labs (4)

Deep energy-sector experience, expertise

- Technology-neutral technical assistance
- Identify and advance strategic, tailored solutions
- Address challenges, build capacity, and accelerate sharing of best practices and innovations



U.S. DOE Offices (4)

Funding, support, expertise

- Support energy assessment, planning, and operations to achieve energy-resilient communities
- Foster cross-technology collaboration, planning, and solutions



SOLAR ENERGY TECHNOLOGIES OFFICE

WATER POWER TECHNOLOGIES OFFICE



Current ETIPP Communities



Designing Impactful Place-Based Work

4 Key Questions

1. How do place-based programs select places and subject matter, conceptually and in practice?
2. How do we align DOE mission and priorities with local need?
3. How do we efficiently coordinate inside HQ?
4. How can we improve the process of building a PB program?
 - Functions, mechanisms, program models, audiences

Thank you!

